



TR60M SERIES 60W MEDICAL SWITCHING ADAPTER



Features

- * Universal Input Range 90~264VAC
- * Meets EN60601-1 and EN55011 Class B
- * Continuous Short Circuit Protection
- * Over Voltage Protection
- * Meet CEC Level IV
(Output Cable Length \leq 1800mm)
(TR60M Series meets CEC IV except TR60M05 is Non-CEC Compliant)
(TR60M12: Output Cable Length \leq 1220mm 16AWG)
- * Efficiency & Standby Power Meet Level V (Option)
(Output Cable Length \leq 1800mm)
(TR60M12 : Output Cable Length \leq 720mm 16AWG)
(TR60M15 : Output Cable Length \leq 1220mm 16AWG)
(TR60M18, TR60M19 : Output Cable Length \leq 1500mm 18AWG)
- * Meets 2 MOPP



Ordering information

TR60MXX- Model No.	XX DC Plug Type	X OVP E: With OVP	XX DC Cable Length and Type 01: 720mm 02: 1220mm 03: 1800mm 11: 720mm with Ferrite Core 12: 1220mm with Ferrite Core 13: 1800mm with Ferrite Core *18AWG/UL1185
-----------------------	--------------------	-------------------------	---

MODEL	OUTPUT VOLTAGE	OUTPUT CURRENT	RIPPLE & NOISE NOTE2	VOLTAGE ACCURACY NOTE 1	LINE REGULATION NOTE 3	LOAD REGULATION NOTE 4	% EFF. (Typ) NOTE 5
TR60M05	5 V	6 A	50 mV	$\pm 4\%$	$\pm 1\%$	$\pm 6\%$	75%
TR60M12	12 V	5 A	120 mV	$\pm 2\%$	$\pm 1\%$	$\pm 5\%$	85%
TR60M15	15 V	4 A	150 mV	$\pm 2\%$	$\pm 1\%$	$\pm 3\%$	85%
TR60M18	18 V	3.33 A	180 mV	$\pm 2\%$	$\pm 1\%$	$\pm 2\%$	86%
TR60M19	19 V	3.15 A	190 mV	$\pm 2\%$	$\pm 1\%$	$\pm 2\%$	86%
TR60M24	24 V	2.5 A	240 mV	$\pm 2\%$	$\pm 1\%$	$\pm 2\%$	87%
TR60M36	36 V	1.66 A	360 mV	$\pm 2\%$	$\pm 1\%$	$\pm 2\%$	87%
TR60M48	48 V	1.25 A	480 mV	$\pm 2\%$	$\pm 1\%$	$\pm 2\%$	87%

PROUDLY DISTRIBUTED BY:



Power Sources Unlimited, Inc.
200 Stonewall Boulevard, Suite 4
Wrentham, MA 02093-2210
WWW.PSUI.COM

1-800-966-PSUI (7784)
Outside U.S. 508-384-1419
Fax: 508-384-1896
info@psui.com

06/06/17

**POWER
WITHOUT
LIMITS**

Specifications

INPUT SPECIFICATIONS:

Voltage 90~264Vac
 Frequency 47 to 63Hz
 Inrush Current Cold Start @25°C 80A max. @240Vac
 Conducted EMI CISPR/FCC Class B
 Leakage Current 0.1mA max.

OUTPUT SPECIFICATIONS:

Hold-up Time 8ms typ. @115Vac
 Short Circuit Protection Continuous
 Over Voltage Protection Yes
 Temperature Coefficient ±0.05%/°C

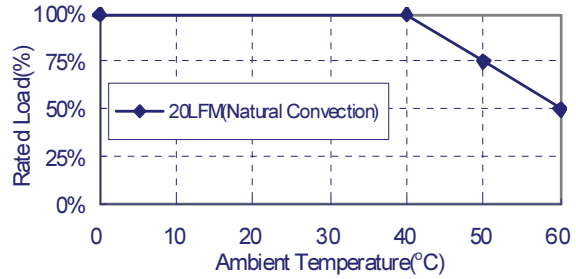
GENERAL SPECIFICATIONS:

Isolation Input to output =5,656VDC
 Operating Temperature 0 ~ 60°C (see derating curve)
 Storage Temperature -20 ~ 85°C
 Humidity 93% RH max. Non condensing
 Cooling Natural Convection
 Switching Frequency 100KHz Typical
 MTBF MIL-HDBK-217F, GB, at 25°C/115VAC 200Khrs min.
 Altitude 3000m
 Dimensions 5.197x2.283x1.201 inches (132.00x58.00x30.50mm)
 Weight 345g(0.76 Pounds)

SAFETY AND EMC:

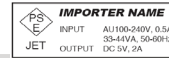
Emission and Immunity EN55011, EN60601-1-2, EN61000-3-2
 EN61000-3-3
 Safety IEC60601-1, EN60601-1, UL ANSI/AAMI ES60601-1:2005

TR60M Series Derating Curve



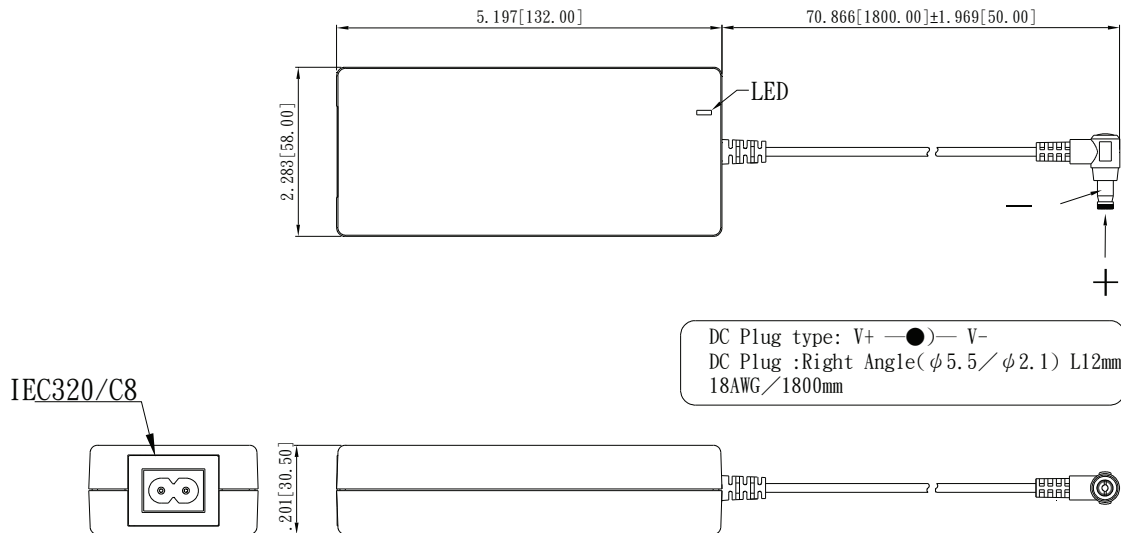
NOTE:

1. Voltage accuracy at 60% full load.
2. Add a 0.1uF ceramic capacitor and a 10uF E.L. capacitor to output for Ripple & Noise measurement @20MHz BW.
3. Line regulation is measured from 100Vac to 240Vac full load.
4. Load regulation is measured from 60% to 100% full load and from 60% to 20% full load (60% +/- 40% full load).
5. Typical efficiency at 230VAC and full load at 25°C.
6. "Various TR Series adapters are PSE certified. PSE certification alone is not sufficient for importation into Japan. A valid PSE mark must contain the name of the importer as shown in the example below. If PSE mark is required, the name of the registered importer must be supplied to Cincon on order placement. Product labels will not contain PSE mark if importer name is not supplied. Consult factory or local representative for details".



Mechanical Specification

All Dimensions are in inches(mm)
 Tolerance: Inches: X.XXX±0.02
 Millimeters: X.XX±0.5



PROUDLY DISTRIBUTED BY:



Power Sources Unlimited, Inc.
 200 Stonewall Boulevard, Suite 4
 Wrentham, MA 02093-2210
 WWW.PSUI.COM

1-800-966-PSUI (7784)
 Outside U.S. 508-384-1419
 Fax: 508-384-1896
 info@psui.com

06/06/17

**POWER
 WITHOUT
 LIMITS**