

Features

- ◆ Ultra wide 4:1 input voltage
- ◆ I/O isolation 5000 VACrms rated for 250 VACrms working voltage
- ◆ 2 x MOPP Medical safety according to AAMI/ANSI ES 60601-1:2005(R) and IEC/EN 60601-1 3rd edition
- ◆ Low leakage current <2 μ A
- ◆ Very high efficiency up to 89%
- ◆ Extended operating temperature range -40°C to 80°C at full load.
- ◆ Input filter to meet EN55022 class A
- ◆ 3-year product warranty



The THM-6WI series is a range of high performance, regulated 6 Watt DC/DC converters in a DIP-24 plastic package. The reinforced I/O-isolation system complies with the medical safety requirements for MOPP (Means Of Patient Protection). Together with a wide 4:1 input voltage range, and an internal EMI filter to meet EN55022 class A the converters constitute also a reliable solution for many demanding applications such as transportation systems, industrial control equipments, measurement equipments, and some IGBT driver applications. With A high efficiency of up to 89% and highest grade components the converters can reliably operate in an ambient temperature range of -40°C up to +80°C at full load.

Models				
Order code	Input voltage range	Output voltage	Output current max.	Efficiency typ.
THM 6-0510WI	4.5 – 9 VDC (5 VDC nominal)	3.3 VDC	1800 mA	82.5 %
THM 6-0511WI		5.0 VDC	1200 mA	86.0 %
THM 6-0512WI		12 VDC	500 mA	86.0 %
THM 6-0513WI		15 VDC	400 mA	86.0 %
THM 6-0515WI		24 VDC	250 mA	86.5 %
THM 6-0521WI		\pm 5.0 VDC	\pm 600 mA	84.0 %
THM 6-0522WI		\pm 12 VDC	\pm 250 mA	86.5 %
THM 6-0523WI		\pm 15 VDC	\pm 200 mA	87.5 %
THM 6-2410WI	9 – 36 VDC (24 VDC nominal)	3.3 VDC	1800 mA	83.0 %
THM 6-2411WI		5.0 VDC	1200 mA	86.5 %
THM 6-2412WI		12 VDC	500 mA	89.0 %
THM 6-2413WI		15 VDC	400 mA	89.0 %
THM 6-2415WI		24 VDC	250 mA	88.5 %
THM 6-2421WI		\pm 5.0 VDC	\pm 600 mA	85.0 %
THM 6-2422WI		\pm 12 VDC	\pm 250 mA	88.5 %
THM 6-2423WI		\pm 15 VDC	\pm 200 mA	88.0 %
THM 6-4810WI	18 – 75 VDC (48 VDC nominal)	3.3 VDC	1800 mA	82.5 %
THM 6-4811WI		5.0 VDC	1200 mA	86.5 %
THM 6-4812WI		12 VDC	500 mA	88.0 %
THM 6-4813WI		15 VDC	400 mA	89.0 %
THM 6-4815WI		24 VDC	250 mA	88.0 %
THM 6-4821WI		\pm 5.0 VDC	\pm 600 mA	85.0 %
THM 6-4822WI		\pm 12 VDC	\pm 250 mA	88.0 %
THM 6-4823WI		\pm 15 VDC	\pm 200 mA	88.0 %

PROUDLY DISTRIBUTED BY:



Power Sources Unlimited, Inc.
 200 Stonewall Boulevard, Suite 4
 Wrentham, MA 02093-2210
 WWW.PSUI.COM

1-800-966-PSUI (7784)
 Outside U.S. 508-384-1419
 Fax: 508-384-1896
 info@psui.com

**POWER
WITHOUT
LIMITS**

Input Specifications

Input current at no load	5 Vin models: 20 mA typ. 24 Vin models: 6 mA typ. 48 Vin models: 4 mA typ.
Start-up voltage / under voltage shut down	5 Vin models: 4.5 VDC / 4.0 VDC typ. 24 Vin models: 9.0 VDC / 8.0 VDC typ. 48 Vin models: 18 VDC / 16 VDC typ.
Surge voltage (1 sec. max.)	5 Vin models: 16 VDC max. 24 Vin models: 50 VDC max. 48 Vin models: 100 VDC max.
Conducted noise	EN 55022 class A, without external components
ESD (electrostatic discharge)	EN 61000-4-2, air ± 8 kV, contact ± 6 kV, perf. criteria A
Radiated immunity	EN 61000-4-3, 10 V/m, perf. criteria A
Fast transient / surge (with external input capacitor / diode)	EN 61000-4-4, ± 2 kV, perf. criteria A EN 61000-4-5, ± 2 kV perf. criteria A
– external input capacitor:	5 Vin models: Nippon chemi-con KY 1000 μ F/25 V and reverse diode (Vishay V10P45) in parallel 24 Vin models: Nippon chemi-con KY 470 μ F/ 50 V 48 Vin models: Nippon chemi-con KY 330 μ F/ 100 V
Conducted immunity	EN 61000-4-6, 10 V, perf. criteria A
External input fuse required (recommended values, slow blow type)	5 Vin models: 5 A 24 Vin models: 2.5 A 48 Vin models: 1.5 A

Output Specifications

Voltage set accuracy	± 1.0 % max.
Regulation	– Input variation single output models 0.2 % max. dual output models 0.5 % max. – Load variation 0 – 100 %: single output models: 0.2 % max.. dual output models balanced load: 1.0 % max. dual output models unbalanced load: 5.0 % max. (100% / 25%)
Minimum load	not required
Start up time	30 ms
Ripple and noise (20 MHz Bandwidth)	3.3 & 5.0 VDC models: 30 mVp-p typ. with cap. 10 μ F/25V X7R MLCC 12 & 15 VDC models: 40 mVp-p typ. with cap. 10 μ F/25V X7R MLCC 24 VDC models: 50 mVp-p typ. with cap. 4.7 μ F/50V X7R MLCC
Transient response (25% load step change)	250 μ s typ.
Current limitation	150 % Iout nominal typ. (hiccup mode)
Short circuit protection	continuous (automatic recovery)
Over voltage protection	3.3 VDC output models: 3.7 – 5.4 VDC 5 VDC output models: 5.6 – 7.0 VDC 12 VDC output models: 13.5 – 19.6 VDC 15 VDC output models: 18.3 – 22.0 VDC 24 VDC output models: 29.1 – 32.5 VDC
Capacitive load	3.3 VDC output models: 2100 μ F max. 5 VDC output models: 1500 μ F max. 12 VDC output models: 260 μ F max. 15 VDC output models: 210 μ F max. 24 VDC output models: 75 μ F max. ± 5 VDC output models: 860 μ F max. (each output) ± 12 VDC output models: 150 μ F max. (each output) ± 15 VDC output models: 110 μ F max. (each output)

PROUDLY DISTRIBUTED BY:



Power Sources Unlimited, Inc.
200 Stonewall Boulevard, Suite 4
Wrentham, MA 02093-2210
WWW.PSUI.COM

1-800-966-PSUI (7784)
Outside U.S. 508-384-1419
Fax: 508-384-1896
info@psui.com

**POWER
WITHOUT
LIMITS**

General Specifications

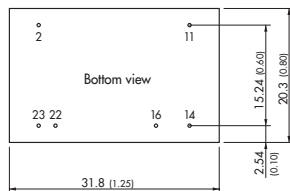
Temperature ranges	– Operating – Casing – Storage	–40°C to +90°C (with derating) +105°C max. –55°C to +125°C
Derating		4% above 80°C
Humidity (non condensing)		5 to 95 % rel H max.
Temperature coefficient		±0.02 %/K typ.
Altitude		5000 m
Switching frequency		250 kHz ±25 kHz. (puls width modulation)
I/O isolation voltage (50Hz, 60sec.)	– to meet UL/IEC/EN 60601-1	5000 VACrms, rated for 250 VACrms working voltage, 2 x MOPP
Clearance/creepage		8 mm min.
Leakage current		2 µA max. (at 240 VAC, 60 Hz)
Isolation capacitance	– Input/Output	17 pF max. (at 100 KHz, 1 V)
Safety standards		ANSI/AAMI ES 60601-1:2005/(R)2012, IEC/EN 60601-1 3rd edition www.tracopower.com/overview/thm6wi
Reliability, calculated MTBF (MIL-HDBK-217F, at +25°C, ground benign)		>4.7 Mio. h
Casing material		non conductive plastic (UL 94V-0-rated)
Potting material		silicone (UL 94V-0-rated)
Vibration and thermal shock resistance		according to MIL-STD-810F
Weight		14.0 g (0.48oz)
Soldering temperature		max. 265°C / 10 sec.
Environmental compliance	– Reach – RoHS	www.tracopower.com/overview/thm6wi according RoHS directive 2011/65/EU



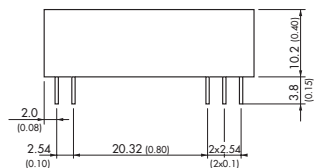
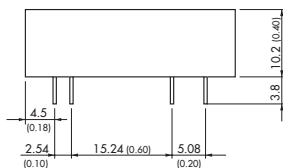
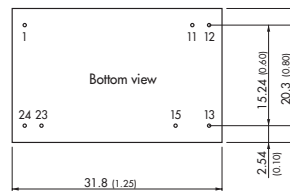
- The component is not be used in an oxygen rich environment.
- The component is not to be used in conjunction with flammable anaesthetics and agents.
- The component has to be disposed appropriately. Please refer to local regulations (Waste Electrical and Electronic Equipment).
- A modification of the component is not allowed.

Outline Dimensions

Standard pinning



Optional pinning: suffix -A1



Dimensions in [mm], () = Inch
Pin \varnothing 0.6 ±0.1 (0.024 ±0.004)

Tolerances ±0.5 (±0.02)
Pin pitch tolerances ±0.25 (±0.01)

Standard Pinout

Pin	Single	Dual
2	–Vin (GND)	–Vin (GND)
11	No con.	–Vout
14	+Vout	+Vout
16	–Vout	Common
22	+Vin (Vcc)	+Vin (Vcc)
23	+Vin (Vcc)	+Vin (Vcc)

Optional Pinout

Pin	Single	Dual
1	+Vin (Vcc)	+Vin (Vcc)
11	No pin	Common
12	–Vout	No pin
13	+Vout	–Vout
15	No pin	+Vout
23	–Vin (GND)	–Vin (GND)
24	–Vin (GND)	–Vin (GND)

Specifications can be changed without notice! Make sure you are using the latest documentation, downloadable at www.tracopower.com

PROUDLY DISTRIBUTED BY:



**Power
Sources
Unlimited, Inc.®**

Power Sources Unlimited, Inc.
200 Stonewall Boulevard, Suite 4
Wrentham, MA 02093-2210
WWW.PSUI.COM

1-800-966-PSUI (7784)
Outside U.S. 508-384-1419
Fax: 508-384-1896
info@psui.com

**POWER
WITHOUT
LIMITS**