








Features:

- Pure sine wave output
- Power ON / OFF remote control (Green Terminal)
- Remote controller CR-8 / CR-16A (optional)
- Input & Output fully isolation
- Temperature & Load controlled cooling fan
- Built in advance microprocessor to provide friendly interface
- Output frequency 50 / 60 Hz selectable by DIP switch
- Output voltage DIP switch selectable
- Adjustable power saving mode by variable resister
- 3-color LED status indicators
- Input protection: Reverse Polarity (Fuse) / Under Voltage / Over Voltage
- Output protection: Short Circuit / Overload / Over Temperature
- E13 / UL / CE / FCC approved



MODEL		SP-3000-112	SP-3000-124	SP-3000-148	SP-3000-212	SP-3000-224	SP-3000-248														
Output	AC Voltage	100 / 110 / 115 / 120VAC			200 / 220 / 230 / 240VAC																
	AC Regulation	±5%			±3%																
	Rated Power	3000VA																			
	Surge Power (1 Sec)	<6000VA																			
	Maximum Output Power (1 Min)	>3000VA~3450VA (100%~115%)																			
	Output Waveform	Pure Sine Wave (THD<5%@Normal Load NOTE1)			Pure Sine Wave (THD<3%@Normal Load NOTE2)																
	Frequency	50 / 60 Hz ±0.5%																			
Input	DC Voltage	12VDC	24VDC	48VDC	12VDC	24VDC	48VDC														
	Voltage Range	10.5 ~ 16.5VDC	21.0 ~ 33.0VDC	42.0 ~ 66.0VDC	10.5 ~ 16.5VDC	21.0 ~ 33.0VDC	42.0 ~ 66.0VDC														
	NO Load Current	≤3.8A@12VDC	≤2.0A@24VDC	≤1.0A@48VDC	≤3.8A@12VDC	≤2.0A@24VDC	≤1.0A@48VDC														
	Power Saving Mode	<0.4A@12VDC	<0.2A@24VDC	<0.1A@48VDC	<0.4A@12VDC	<0.2A@24VDC	<0.1A@48VDC														
	Efficiency (Max.)	90%	91%	92%	90%	93%	94%														
Protection	Input Under - Voltage Protection	10.5 ±0.3VDC	21.0 ±0.5VDC	42.0 ±1.0VDC	10.5 ±0.3VDC	21.0 ±0.5VDC	42.0 ±1.0VDC														
	Input Under - Voltage Alarm	11.0 ±0.3VDC	22.0 ±0.5VDC	44.0 ±1.0VDC	11.0 ±0.3VDC	22.0 ±0.5VDC	44.0 ±1.0VDC														
	Input Under - Voltage Recovery	12.5 ±0.3VDC	25.0 ±0.5VDC	50.0 ±1.0VDC	12.5 ±0.3VDC	25.0 ±0.5VDC	50.0 ±1.0VDC														
	Input Over - Voltage Protection	16.5 ±0.3VDC	33.0 ±0.5VDC	66.0 ±1.0VDC	16.5 ±0.3VDC	33.0 ±0.5VDC	66.0 ±1.0VDC														
	Input Over - Voltage Recovery	14.5 ±0.3VDC	29.0 ±0.5VDC	58.0 ±1.0VDC	14.5 ±0.3VDC	29.0 ±0.5VDC	58.0 ±1.0VDC														
	Output Overload	Shutdown output voltage, restart to recover																			
	Output Short	Shutdown output voltage, restart to recover																			
	Over Temperature	Heat sink temperature over 80°C ±5°C, shutdown output voltage, recover automatically after heat sink temperature goes down to 60°C ±5°C																			
	DC Input Reverse Polarity	By fuse																			
Environment	Operating Temp.	-20°C ~ +40°C																			
	Storage Temp.	-30°C ~ +70°C																			
	Storage Temp. & Humidity	10 ~ 95% RH																			
Safety & EMC	Safety Standards	Certified UL 458		----	Certified EN 60950-1																
	EMC Standards	Certified FCC class A NOTE3			Certified EN 55022 class A NOTE3; EN 55024 EN 61000-3-2, -3-3 EN 61000-4-2, 3, 4, 5, 6, 8, 11																
	E-mark	----			Certified CISPR 25 ISO 7637-2																
Control & Signal	Accessory (Optional)	Remote Control: CR-8 / CR-16A; Transfer Switch: TR-40																			
	LED Indicator	Input voltage level, output load level and faulty status																			
	Dry Contact Terminal	By relay																			
	Remote Control Terminal	6-port green terminal																			
Others	Dimension (W x H x D)	255x158x442 mm / 10.04x6.22x17.40 inch																			
	Packing	8.2kg; 2pcs / 17.4kg / 3.05CUFT																			
	Cooling	Temperature & load controlled cooling fan																			
	Application	Home and office appliances, portable power equipment, vehicle, yacht and off-grid Solar power systems ...etc.																			
	Socket Type	 Hard Wire			 Continental European (SCHUKO)			 Australia / New Zealand			 United Kingdom			 Universal			 France Connector			 Hard Wire	

Note1 - Normal Condition: Vin=12.5V / 25V / 50V Vo=100 / 110 / 115 / 120 VAC 80% Full load (PF=1.0)

Note2 - Normal Condition: Vin=12.5V / 25V / 50V Vo=200 / 220 / 230 / 240 VAC 80% Full load (PF=1.0)

Note3 - Warning: This is a class A product. In a domestic environment this product may cause radio interference in which case the user may be required to take adequate measures.

Mechanical Drawings:

