


# Power Partners

## PEAMD150 Series 150W Power Supply



- Efficiency Level VI
- <210mW No Load Power Consumption
- BF Rated Output on Class II Models
- IEC320-C6, C8, C14 or C18 Inlet
- Short Circuit, Overload and Overvoltage Protection
- UL/EN60601-1 3rd Edition
- RoHS Compliant

### Electrical Specifications

#### Input

Input Voltage	90-264VAC
Input Frequency	47-63 Hz
Input Current	<2.0A max. @ 115VAC
Safety Isolation	4.0kVAC Input to Output 1.5kVAC Input to Ground
Leakage Current	<100uA @ 240VAC
Inrush Current	60A @ 110VAC, 120A @ 220VAC; cold start, max. load

#### Output

Total Output	150W
Output Voltage	See table
Hold Up Time	>10mS typical/full load,
Turn On Time	100VAC <3 seconds
Efficiency	≥88% average
Minimum Load	No minimum load

#### Protection

Overvoltage	150% max. of rated voltage. Latching mode. Cycle AC for recovery.
Short Circuit	Hiccup mode. Auto recovery.
Overcurrent	110-150% of rated current. Auto-restart when fault removed.

#### Environmental

Operating Temperature	0°C to +40°C with linear derating to 50% power at 60°C
Storage Temperature	-20°C to +85°C
Humidity	10% - 90% non-condensing
MTBF:	>100,000 hours @ full load and 25°C per MIL-HDBK-217F
Altitude:	5,000 Meters Operating & Non-operating

#### Compliance

##### Safety Approvals

USA	UL60601-1-1
Canada	CSA C22.2 No. 60601-1
Europe	TUV EN60601-1 CB Report

##### Isolation:

4000VAC input to output, 2 x MOPP  
1500 VAC input to ground, 1 x MOPP

##### EMC:

FCC Class B Radiated & Conducted  
EN60601-1-2: 2001+A1: 2006 EN55011: 2007  
IEC 61000-3-2: 2006, Class D  
IEC 61000-3-3: 1995+A1: 2001+A2: 2005  
IEC 61000-4-2: 1995+A1: 1998+A2: 2000  
IEC 61000-4-3: 2006  
IEC 61000-4-4: 2004  
IEC 61000-4-5: 2005  
IEC 61000-4-6: 2007  
IEC 61000-4-8: 1993+A1: 2000  
IEC 61000-4-11: 2004

Harmonic Currents  
Voltage Flicker  
Electrostatic Discharge  
Radiated Immunity  
EFT/Burst  
Surge Immunity  
Conducted Immunity  
Magnetic Field  
Dips / Interruptions

#### General

Dimensions	7.0"L x 2.56"W x 1.57"H
AC Input Receptacle	IEC320-C6, C8, C14 or C18
DC Output Plug	Kycon KPP-4P or equivalent
Weight	1.5 pounds

Your Partners in Power..... Power Partners, Inc. | 43 Broad Street | Hudson, MA 01749

Tel: (978)567-9600 | Fax: (978)567-9601  
Website: [www.powerpartners-inc.com](http://www.powerpartners-inc.com)

Specifications subject to change.  
PEAMD150: May 9, 2014



Distributed by:

Power Sources Unlimited, Inc. Wrentham, MA • Tel: 508-384-1419 • [sales@psui.com](mailto:sales@psui.com) • [www.psui.com](http://www.psui.com)



### Models and Ratings Chart

Model	Output Voltage	Current	Total Power	Load Regulation	Line Regulation	Ripple & Noise (V <sub>p-p</sub> )
PEAMD150-12	12VDC	12.5A	150W	+/-5%	+/-1%	240mV
PEAMD150-13	15VDC	10.0A	150W	+/-5%	+/-1%	240mV
PEAMD150-13-2	19VDC	7.89A	150W	+/-5%	+/-1%	360mV
PEAMD150-14	24VDC	6.25A	150W	+/-5%	+/-1%	360mV
PEAMD150-17	36VDC	4.17A	150W	+/-5%	+/-1%	630mV
PEAMD150-18	48VDC	3.13A	150W	+/-5%	+/-1%	840mV

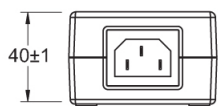
C14 standard receptacle

For C8 input receptacle, model numbers are PEAMDSF150. For example, PEAMDSF150-12

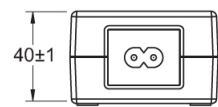
For C6 input receptacle, model numbers are PEAMDS150. For example, PEAMDS150-12

For C18 input receptacle, model numbers are PEAMDF150. For example, PEAMDF150-12

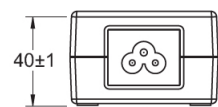
### Mechanical Outline



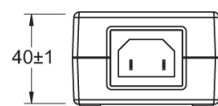
C14



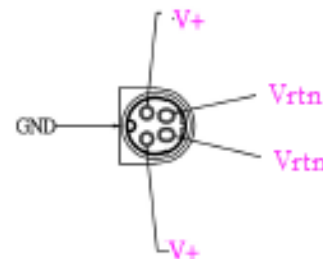
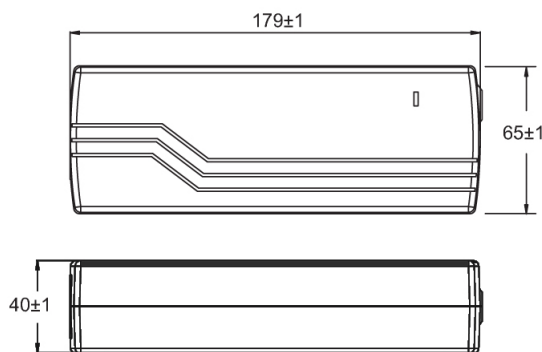
C8



C6



C18



Shell and Vrtn connected to Earth Ground for PEAMD150-XX and PEAMDS150-XX



Distributed by:

**Power Sources Unlimited, Inc.** Wrentham, MA • Tel: 508-384-1419 • sales@psui.com • www.psui.com

Your Partners in Power.....

**Power Partners, Inc. | 43 Broad Street | Hudson, MA 01749**  
**Tel: (978)567-9600 | Fax: (978)567-9601**  
**Website: www.powerpartners-inc.com**

Specifications subject to change.  
 PEAMD150: May 9, 2014