

### Features:

- Universal AC input with active PFC
- Compatible with Lead Acid, Li-ion, Gel and AGM batteries
- Support optional remote controller (CR-1)
- Voltage / temperature compensation with battery temp. sensor (Optional)
- 2-stage fan speed control
- Dry contact for alarm
- High efficiency and high reliability
- Built-in battery rescue function
- Built-in Engine Start Battery (ESB) output function
- Protection: Short Circuit / Over Voltage / Over Temperature / Brown-out
- Withstand 2G vibration test
- RS-232 communication interface
- Output power OK signal



MODEL		CX2415	CX2425	CX2440
Output	Battery Type	Lead Acid / Li-ion / Gel / AGM		
	Standard Boost Charge Voltage	28.8V / 29.4V (Select by S1-1)		
	Standard Float Charge Voltage	27.6V / 27V (Select by S1-2)		
	Main Rated Current	12.5A	25A	40A
	Current Range	0 ~ 12.5A	0 ~ 25A	0 ~ 40A
	Main Output	2	3	3
	Battery Charging Mode	3 - stage charging capability (IUOU)		
	Single Output Current Limit	12.5A	25A	40A
Input	Voltage Range	90 ~ 264VAC (refer to de-rating curve)		
	Power Factor (Typ.)	PF > 0.92 at full load		
	Frequency Range	47 ~ 63Hz		
	Efficiency (Typ.) at 230VAC	90%	90%	90%
	AC Current (Typ.)	4.2A / 100VAC 1.7A / 240VAC	8.3A / 100VAC 3.6A / 240VAC	13.3A / 100VAC 5.4A / 240VAC
	Leakage Current	For earth < 1mA / 240VAC		
Protection	Short Circuit	Current is reduced to < 1A continued 30sec. , will operate 30 seconds then turn off		
	Over Voltage	35V ±1%, Protection type: Shut down output (recovery after resetting AC power on)		
	Over Temperature	Charger Over Temperature 100 ±5°C detected by heat sink		
		Battery Over Temperature 52 ±5°C (Optional device - COTEK temperature sensor), connect on CN3 Protection type: Auto recovery after heat sink temperature goes down to 50°C		
Function	Alarm Signal	NC. / NO. Relay contact output (Please refer to page 5 Alarms Signal & Fan Control )		
	Power Mode	Supply 26.4V Current limit output voltage		
	Temperature Compensation	-10mV / 0.5°C with COTEK temperature sensor		
	Charging Sleep Mode	By Remote Controller and S1-4 DIP switch (Please refer to page 4~5)		
	Remote Controller	Support COTEK Remote Controller CR-1 setting Function (CN3 or CN4)		
Environment	Working Temp.	-20 ~ 50°C (refer to de-rating curve)		
	Working Humidity	20 ~ 90% RH non-condensing		
	Storage Temp., Humidity	-40 ~ +75°C, 20 ~ 90% RH		
	Temp. Coefficient	±0.03% (0 ~ 50°C)		
	Vibration	10 ~ 500Hz, 2G 10min. / 1cycle period for 60min. each along X, Y, Z axes		
Safety & EMC	Safety Standards	Certified EN 60335-1, EN 60335-2-29		
	Withstand Voltage	I/P-O/P: 4242VDC, I/P-FG: 1768VDC, O/P-FG: 700VDC		
	Isolation Resistance	I/P-O/P: 100M Ohms / 500VDC		
	Harmonic Current	Certified EN 55022; EN 61204-3; EN 55014-1 Certified EN 61000-3-2, -3-3; EN 61204-3; EN 61000-6-3 Certified EN 55024; IEC 61000-4-2, 3, 4, 5, 6, 8, 11; ENV 50204; EN 61000-6-1; EN 55014-2		
Others	Dimension (WxHxD)	183x72x243mm	213x77x272mm	213x77x312mm
	Packing	1.6kg	2.9kg	3.9kg
Note	1. All parameters not specially mentioned are measured at 230VAC input, rated load and 25°C of ambient temperature. 2. The charger is considered a component which will be installed into a final equipment. The final equipment must be re-confirmed that it still meets EMC directives. 3. Before charging, make sure the battery charger and battery specifications are compatible. 4. When using sleep mode, please refer to charging current vs. Ambient temperature de-rating curve. 5. Optional Remote Controller (CR-1).			

PROUDLY DISTRIBUTED BY:



Power Sources Unlimited, Inc.

Power Sources Unlimited, Inc.  
200 Stonewall Boulevard, Suite 4  
Wrentham, MA 02093-2210  
WWW.PSUI.COM

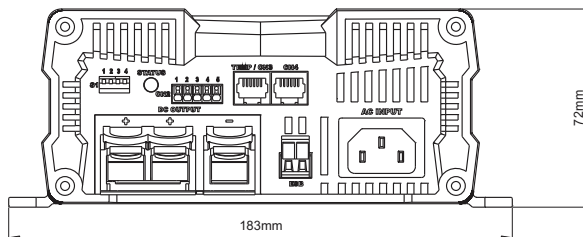
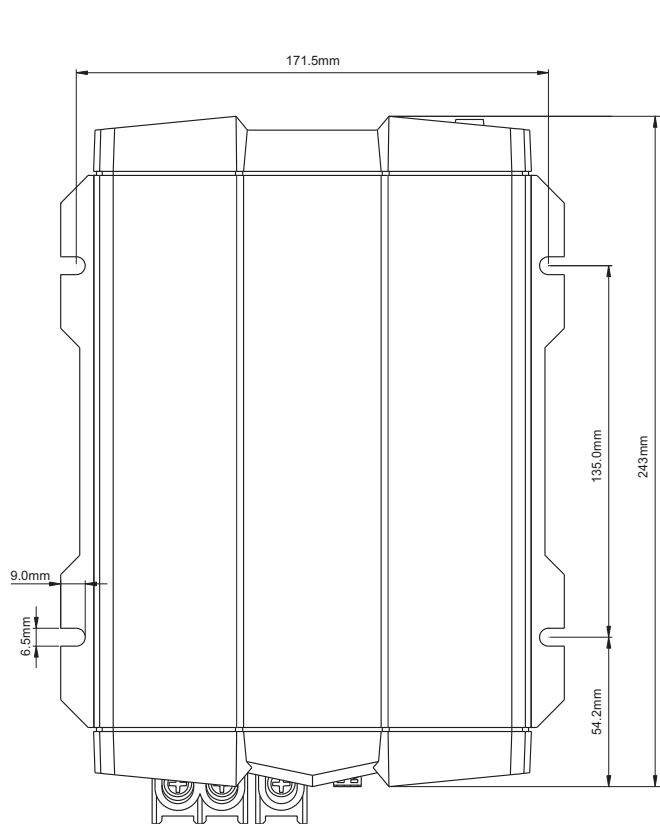
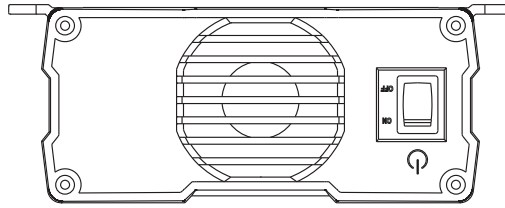
1-800-966-PSUI (7784)  
Outside U.S. 508-384-1419  
Fax: 508-384-1896  
info@psui.com

POWER WITHOUT LIMITS

### Mechanical Drawings:

Unit : mm[inch]

MODEL: CX2415



REV. A9  
180415  
2

**PROUDLY DISTRIBUTED BY:**



**Power Sources Unlimited, Inc.**

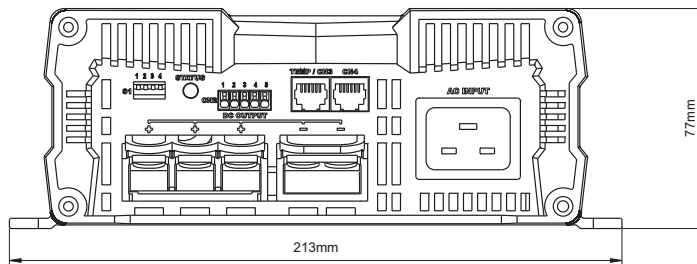
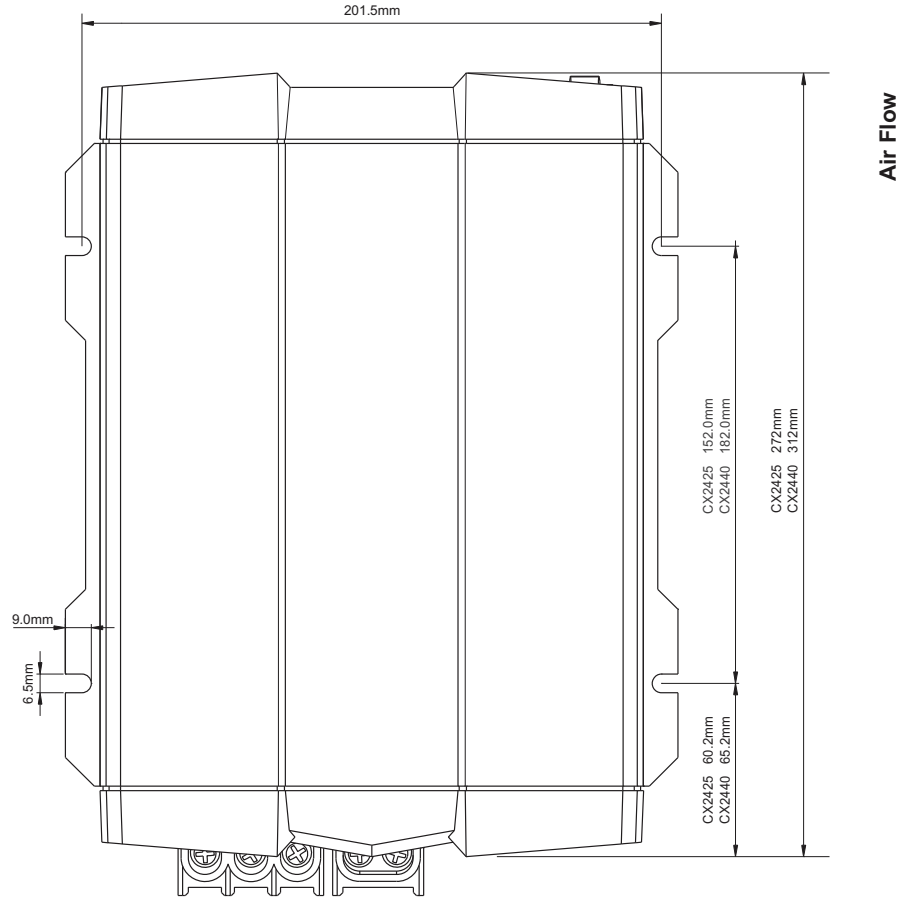
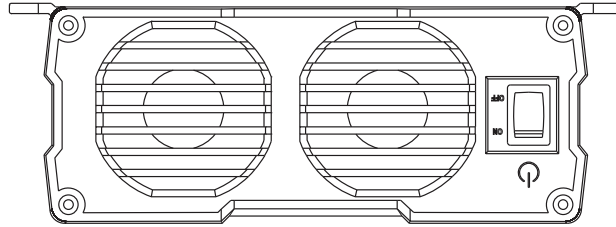
Power Sources Unlimited, Inc.  
200 Stonewall Boulevard, Suite 4  
Wrentham, MA 02093-2210  
WWW.PSUI.COM

1-800-966-PSUI (7784)  
Outside U.S. 508-384-1419  
Fax: 508-384-1896  
info@psui.com

**POWER WITHOUT LIMITS**

Unit : mm[inch]

MODEL: CX2425/2440



**PROUDLY DISTRIBUTED BY:**



**Power Sources Unlimited, Inc.**

Power Sources Unlimited, Inc.  
200 Stonewall Boulevard, Suite 4  
Wrentham, MA 02093-2210  
WWW.PSUI.COM

1-800-966-PSUI (7784)  
Outside U.S. 508-384-1419  
Fax: 508-384-1896  
info@psui.com

**POWER WITHOUT LIMITS**

**Charging Mode Setting (S1):**

Status	1	2	3	4	12V/24V CC/CV	12V / 24V Float
CC turn to CV voltage	ON	X	OFF	X	14.4V / 28.8V	---
	OFF	X	OFF	X	14.7V / 29.4V	---
Float voltage	X	ON	OFF	X	---	13.5V / 27.0V
	X	OFF	OFF	X	---	13.8V / 27.6V
Power Mode (Current limit output voltage)	OFF	OFF	ON	X	13.2V / 26.4V	
	OFF	ON	ON	X	13.8V / 27.6V	
	ON	OFF	ON	X	14.4V / 28.8V	
REMOTE	ON	ON	ON	X	---	---
Fan force ON / OFF	X	X	X	ON	---	---
	X	X	X	OFF	---	---

X: Not applicable  
 ---: Not applicable

**Charging Status and Indicator:**

Charging status	LED Status	Alternation in the charging Status	Default setting
Bulk-1	Orange fast .....	Charging voltage >20.4V and < float voltage	NO
Bulk-2	Orange slow - - - - -	1.Charging voltage > Float voltage and charging current >= Rating current	-- 6 hours
		2.Charging voltage = CV voltage and charging current < Rating current	2 minutes
Absorption-1	Orange solid =====	Charging current > 6% of rating current (±1%)	6 hours
Absorption-2	Green solid =====	Charging current < 6% of rating current (±1%)	8 hours
Float	Green flash . . . . .	1.Charging voltage >25.6V	336 hours Unlimited circle
	LED colour change by the status change 2. The voltage goes up to CV voltage to charge the battery once every 336 hours		85 minutes
Float to Bulk-1	--	Charging voltage < 25.6V	30 sec.

Note: 1. IBS Sensor is feedback 100% charge to change Status.

**Failure Indicator:**

Failure status	LED Status	Description	Activate	Recovery
Input or Output	Red solid =====	Current is reduced to <1A , Continued 30 sec., FAN turn on 30 sec then turn off.	Output <1V	AC Reset, Output>18V
		AC I/P unstable	<85V,>270V	>90V,<264V
		Output FUSE blown	Voltage difference >0.5V,>0.1 sec.	AC Reset
Temperature	Red fast .....	Battery over heat ( the indicator available when COTEK temperature sensor connected only)	>52°C	<45°C
		Battery in cold condition (the indicator is available when COTEK temp. sensor is connected)	<-18°C	>-10°C
		Charger over heat (Heat Sink)	>100°C	<50°C
Battery Voltage	Red slow - - - - -	Battery over voltage	>35V	AC Reset , <31.4V
		Battery under voltage or output under voltage in CC mode.	<20.4V	>21V
Fan Abnormality	Red light flash twice - . . - . . . . .	Fan abnormality	-----	-----

REV. A9  
16/04/15  
4

**PROUDLY DISTRIBUTED BY:**



**Power Sources Unlimited, Inc.**

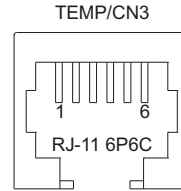
Power Sources Unlimited, Inc.  
 200 Stonewall Boulevard, Suite 4  
 Wrentham, MA 02093-2210  
 WWW.PSUI.COM

1-800-966-PSUI (7784)  
 Outside U.S. 508-384-1419  
 Fax: 508-384-1896  
 info@psui.com

**POWER WITHOUT LIMITS**

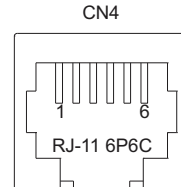
TEMP/CN3:

1	R_VCC
2	GND
3	TEMP
4	BAT-
5	DATA I/O
6	NC.



CN4:

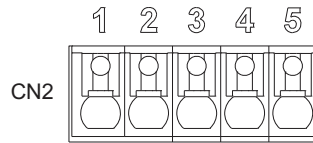
1	R_VCC
2	BAT-
3	NC.
4	BAT-
5	DATA I/O
6	NC.



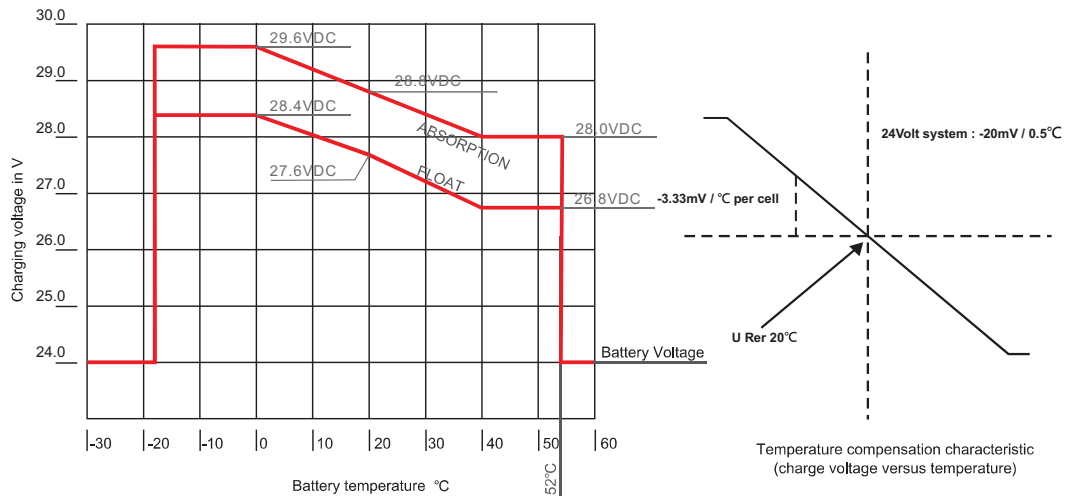
Alarms Signal and Fan Control Connectors Pin Definition(CN2):

1	Normally Closed
2	Normally Open
3	COM
4	Sleep Mode Control
5	GND

4-5 SHORT	Sleep Mode ON
4-5 OPEN	Sleep Mode OFF



Charging Curve at Temperature Compensation:



※In the CV=28.8V and float =27.6V situation. Please follow this rule in other situation.

PROUDLY DISTRIBUTED BY:

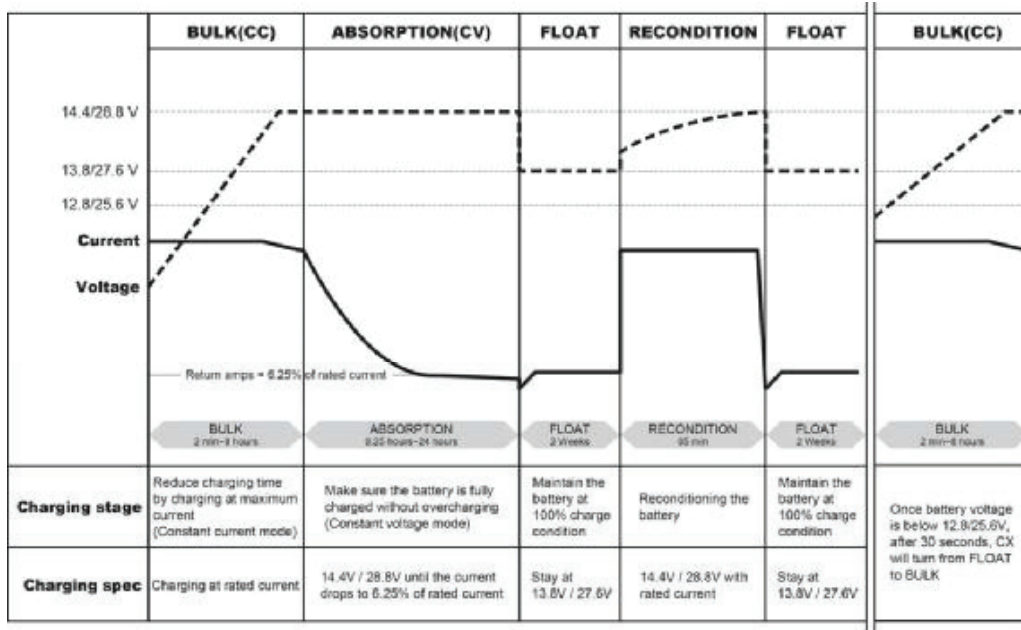


Power Sources Unlimited, Inc.  
200 Stonewall Boulevard, Suite 4  
Wrentham, MA 02093-2210  
WWW.PSUI.COM

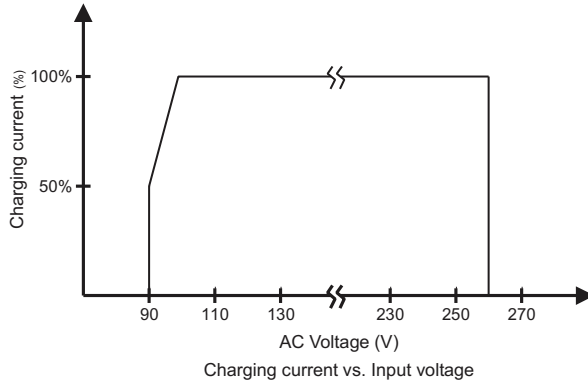
1-800-966-PSUI (7784)  
Outside U.S. 508-384-1419  
Fax: 508-384-1896  
info@psui.com

POWER  
WITHOUT  
LIMITS

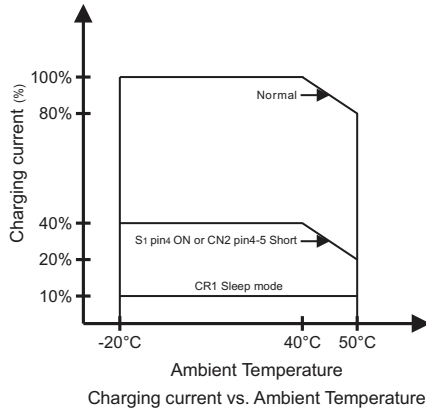
### ■ Charging Curve:



### ■ Charging Current vs. Input Voltage Temperature De-rating Curve:



### ■ Charging Current vs. Ambient Temperature De-rating Curve:



REV. A9  
16/04/15  
6

**PROUDLY DISTRIBUTED BY:**



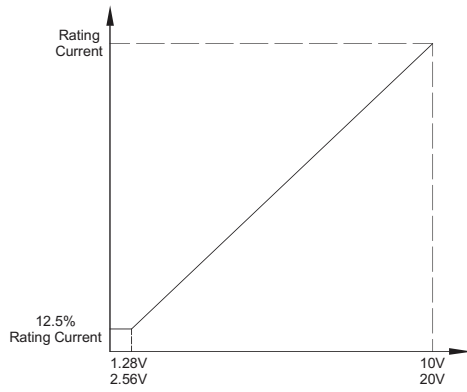
**Power Sources Unlimited, Inc.**

Power Sources Unlimited, Inc.  
200 Stonewall Boulevard, Suite 4  
Wrentham, MA 02093-2210  
WWW.PSUI.COM

1-800-966-PSUI (7784)  
Outside U.S. 508-384-1419  
Fax: 508-384-1896  
info@psui.com

**POWER WITHOUT LIMITS**

### ■ Rescue Battery Curve:



### PROUDLY DISTRIBUTED BY:



**Power  
Sources  
Unlimited, Inc.**

Power Sources Unlimited, Inc.  
200 Stonewall Boulevard, Suite 4  
Wrentham, MA 02093-2210  
WWW.PSUI.COM

1-800-966-PSUI (7784)  
Outside U.S. 508-384-1419  
Fax: 508-384-1896  
info@psui.com

**POWER  
WITHOUT  
LIMITS**