




CFM40M SERIES

40W MEDICAL AND ITE OPEN FRAME AC-DC MODULES



Features

- * Universal Input Range 90~264VAC
- * Medical and ITE Approved
- * Efficiency to 88% Typical
- * Continuous Short Circuit Protection
- * Meets EN55011 and EN55022 Class B
- * No load Power Consumption<0.3W
- * 2"x 3" Size
- * Meets 2 MOPP



MODEL	OUTPUT VOLTAGE	OUTPUT CURRENT	RIPPLE & NOISE NOTE 2	VOLTAGE ACCURACY NOTE 1	LINE REGULATION NOTE 3	LOAD REGULATION NOTE 4	% EFF (Typ.) NOTE 5
CFM40M033	3.3 V	6 A	50 mV	±1%	±0.5%	±1%	76%
CFM40M050	5 V	6 A	1%	±1%	±0.5%	±1%	80%
CFM40M090	9 V	4.45 A	1%	±1%	±0.5%	±1%	84%
CFM40M120	12 V	3.34 A	1%	±1%	±0.5%	±1%	86%
CFM40M150	15 V	2.67 A	1%	±1%	±0.5%	±1%	87%
CFM40M240	24 V	1.67 A	1%	±1%	±0.5%	±1%	88%
CFM40M300	30 V	1.33 A	1%	±1%	±0.5%	±1%	88%
CFM40M360	36 V	1.11 A	1%	±1%	±0.5%	±1%	88%
CFM40M480	48 V	0.834 A	1%	±1%	±0.5%	±1%	88%

PROUDLY DISTRIBUTED BY:



**Power
Sources
Unlimited, Inc.®**

Power Sources Unlimited, Inc.
200 Stonewall Boulevard, Suite 4
Wrentham, MA 02093-2210
WWW.PSUI.COM

1-800-966-PSUI (7784)
Outside U.S. 508-384-1419
Fax: 508-384-1896
info@psui.com

**POWER
WITHOUT
LIMITS**

06/06/17

Specifications

INPUT SPECIFICATIONS:

Voltage 90~264Vac
 Frequency 47 to 63Hz
 Inrush Current Cold start @25°C 60A max. @240Vac
 Input Current 100Vac/1A max., 240Vac/0.55A max.
 Leakage Current 100uA max.

OUTPUT SPECIFICATIONS:

Hold-up Time 10ms typ. @115Vac
 Short Circuit Protection Hiccup Mode (Auto Recover)
 Over Voltage Protection TVS Component to Clamp
 Temperature Coefficient ±0.05%/°C

GENERAL SPECIFICATIONS:

Isolation Input to output=5,656VDC
 Operating Temperature -20°C ~ 70°C (see Derating Curve)
 Storage Temperature -20°C~85°C
 Humidity 93% RH max. Non condensing
 Cooling Natural Convection
 Switching Frequency 65KHz Typical
 MTBF MIL-HDBK-217F, GB, 25°C/115VAC 200Khrs min.
 Altitude 3000m
 Dimensions 3.00x2.00x0.91 inches (76.2x50.8x23.1 mm)
 CFM40XXX-P: 3.00x2.00x0.91 inches (76.2x50.8x23.1 mm)
 Weight..... 90g

SAFETY AND EMC:

Emission and Immunity EN55011, EN55022 Class B, EN55022
 FCC CFR 47 Part 15,18
 EN61204-3, EN61000-6-1, EN610006-3
 EN60601-1-2, EN61000-3-2, EN61000-3-3
 Safety IEC60601-1:2005, EN60601-1:2006
 UL ANSI/AAMI ES60601-1:2005, IEC60950-1, EN60950-1, UL60950-1

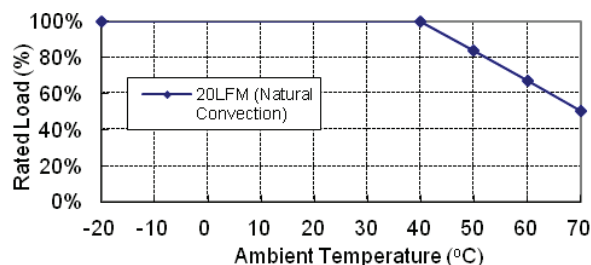
NOTE:

1. Voltage accuracy is set at full load.
2. Add a 0.1uF ceramic capacitor and a 10uF E.L. capacitor to output for Ripple & Noise measurement @20MHz BW.
3. Line regulation is measured from high line to low line with full load.
4. Load regulation is measured from 10% to 100% full load.
5. Typical efficiency at 230VAC and full load 25°C.
6. Standard input and output connectors (CN1 and CN2) wafer with TAIWAN KING PIN TERMINAL PVHI series and mate with JST housing VHR series or equivalent.
7. Cincon do not apply CFM40M-CA (covered version) for safety approvals, only apply CFM40M (open-frame version) for safety approvals.

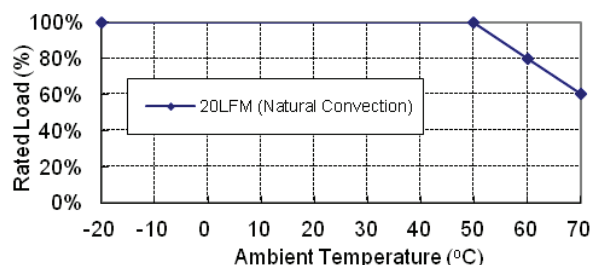
CFM40M Series Derating Curve

Open Frame version: CFM40MXXX

CFM40M050

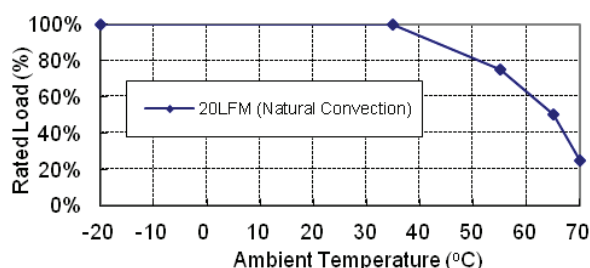


CFM40M033、090、120、150、240、300、360、480

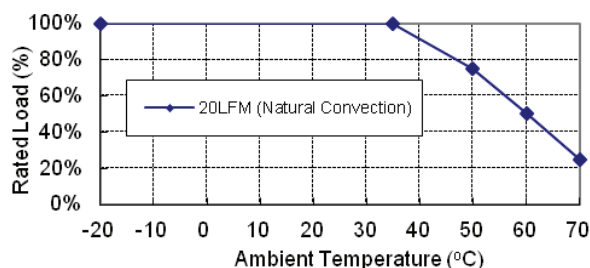


Covered version: CFM40MXXX-C

CFM40M050-C



CFM40M033-C、090-C、120-C、150-C、240-C、300-C、360-C、480-C



PROUDLY DISTRIBUTED BY:



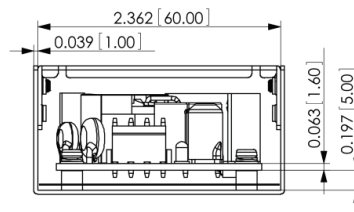
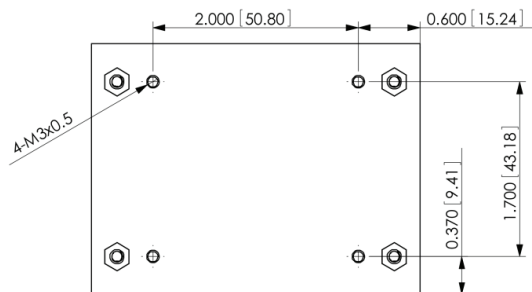
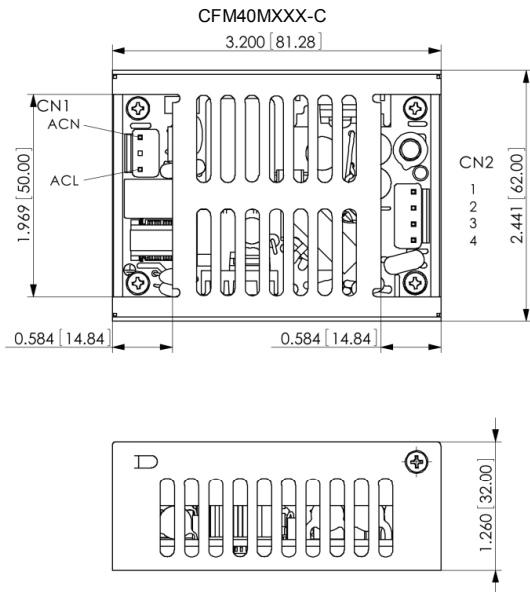
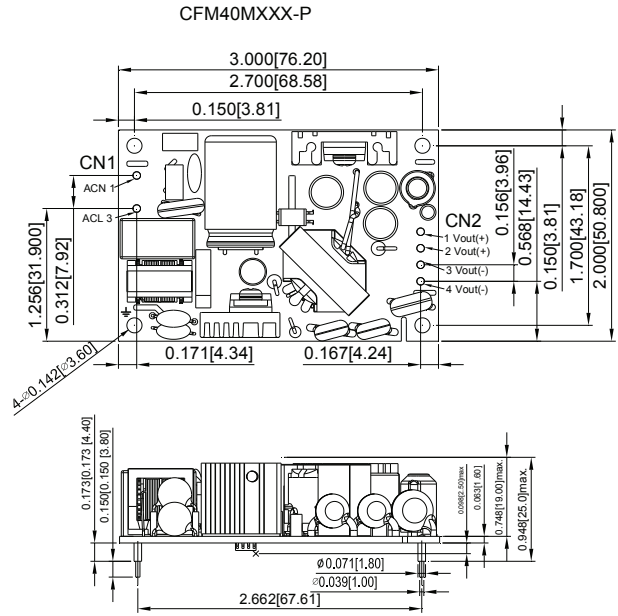
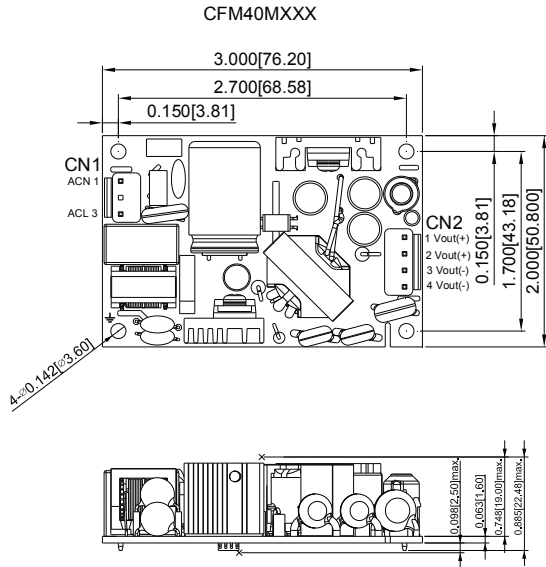
Power Sources Unlimited, Inc.
 200 Stonewall Boulevard, Suite 4
 Wrentham, MA 02093-2210
 WWW.PSUI.COM

1-800-966-PSUI (7784)
 Outside U.S. 508-384-1419
 Fax: 508-384-1896
 info@psui.com

**POWER
 WITHOUT
 LIMITS**

CFM40M Series

All Dimensions are in inches(mm)
 Tolerance: Inches: X.XXX±0.02
 Millimeters: X.XX±0.5



PROUDLY DISTRIBUTED BY:



Power Sources Unlimited, Inc.
 200 Stonewall Boulevard, Suite 4
 Wrentham, MA 02093-2210
 WWW.PSUI.COM

1-800-966-PSUI (7784)
 Outside U.S. 508-384-1419
 Fax: 508-384-1896
 info@psui.com

06/06/17

**POWER
 WITHOUT
 LIMITS**