




# CFM25S SERIES

## 25 WATT SINGLE OUTPUT AC-DC OPEN FRAME



### Features

- \* Universal Input 90~264VAC
- \* High Efficiency up to 87%
- \* Meets EN55032 Class B and CIRSS/FCC Class B
- \* Meets IEC62368-1, UL62368-1, IEC/EN60335-1 IEC61558-1
- \* Safety Approved IEC60950-1, UL60950-1, EN60950-1
- \* Continuous Short Circuit Protection
- \* Over Voltage Protection
- \* Peak Load (2 Times of Rated Current (**note7**))
- \* No Load Input Power<0.1W
- \* Class II



### Ordering information

CFM25SXXX -	X	YZ (Optional)
	Blank: PCB mount	Blank
	E: Encapsulated	PL: Peak Load Function
	T: WAFER	with Pin5 (BC+), Pin6(BC-)

MODEL	Output Voltage	Output Current	Ripple (mV p-p) NOTE 1	Voltage Accuracy NOTE 2	Line Regulation NOTE 3	Load Regulation NOTE 4	% EFF. (typ.) NOTE 5
CFM25S050	5V	4.0A	50mV	±2%	±1%	±1%	81%
CFM25S120	12V	2.1A	120mV	±1%	±1%	±1%	84%
CFM25S150	15V	1.67A	150mV	±1%	±1%	±1%	85%
CFM25S240	24V	1.05A	240mV	±1%	±1%	±1%	86%
CFM25S360	36V	0.7A	360mV	±1%	±1%	±1%	87%
CFM25S480	48V	0.52A	480mV	±1%	±1%	±1%	87%

PROUDLY DISTRIBUTED BY:



Power Sources Unlimited, Inc.  
200 Stonewall Boulevard, Suite 4  
Wrentham, MA 02093-2210  
WWW.PSUI.COM

1-800-966-PSUI (7784)  
Outside U.S. 508-384-1419  
Fax: 508-384-1896  
info@psui.com

08/17/17

**POWER  
WITHOUT  
LIMITS**

## INPUT SPECIFICATIONS:

Voltage ..... 90~264Vac  
 Frequency ..... 47 to 63Hz  
 Inrush Current ..... 60A max. @240Vac, Cold Start @25°C  
 Leakage Current ..... 0.25mA max. @ 264Vac  
 Input Current ..... 0.7A max.

## OUTPUT SPECIFICATIONS:

Holdup Time ..... 8ms typ. @115Vac  
 Short Circuit Protection ..... Hiccup Mode (Auto Recovery)  
 Temperature Coefficient ..... ±0.05%/°C  
 Over Voltage Protection ..... TVS Component to Clamp  
 Startup time ..... <3.0s

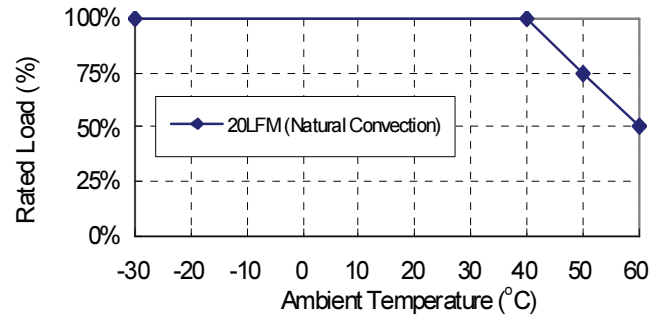
## GENERAL SPECIFICATIONS:

Isolation Voltage(Input to Output) ..... 3000VAC  
 Operating Temperature ..... -30°C~70°C (Derating from 50°C to 70°C)  
 Storage Temperature ..... -30°C~85°C  
 Cooling ..... Natural Convection  
 Humidity ..... 93%RH max. Non condensing  
 Switching Frequency ..... 65KHz typical  
 MTBF ..... MIL-HDBK-217F, GB, 25°C/115VAC ..... 500Khrs min.  
 Life time..... .26000 hours min.@ 75% Load, 40°C  
 Altitude ..... 5000m(UL60950-1), 3000m(IEC61558-1)  
 Dimensions ..... 2.000x1.100x0.980Inches(50.80x27.94x24.90mm)  
 -E: 2.091x1.193x0.976Inches (53.10x30.30x24.80mm)  
 -T: 2.776x1.100x0.906 Inches (70.50x27.94x23.00 mm)  
 Weight ..... 50g, 105g(-E), 55g(-T)

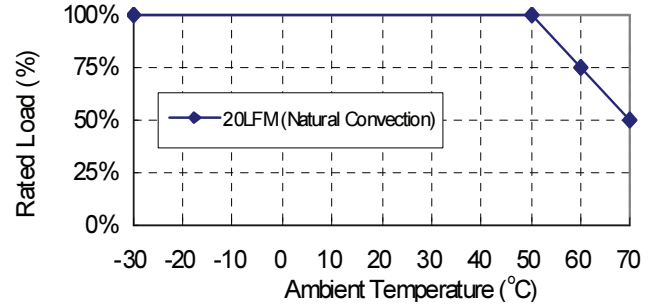
## SAFETY AND EMISSION:

Emission and Immunity ..... EN55032 Class B, FCC Part 15 Class B  
 EN61000-6-3, EN61000-6-4, EN61000-3-2, EN6100-3-3  
 Immunity ..... EN55024, EN61204-3, EN61000-6-1, EN61000-6-2  
 Safety ..... IEC60950-1, UL60950-1, EN60950-1

## CFM25S050, CFM25S050-T



## CFM25S120(-T), CFM25S150(-T), CFM25S240(-T) CFM25S360(-T), CFM25S480(-T), CFM25SXXX-E

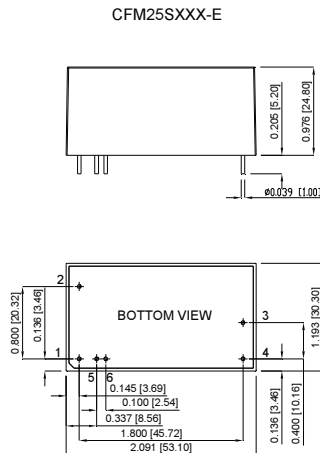
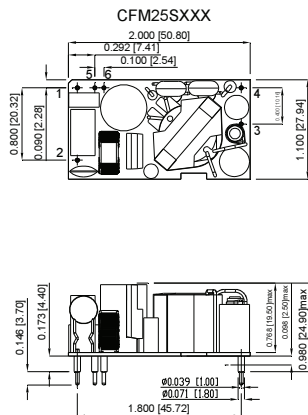


## NOTE:

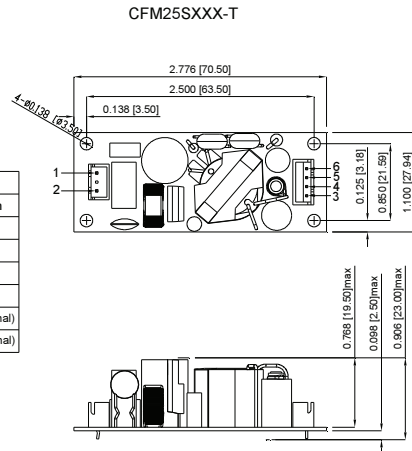
1. Add a 0.1uF ceramic capacitor and a 10uF E.L. capacitor to output for ripple & noise measuring @20MHz BW.
2. Voltage accuracy is set at 100% rated load and 25°C Ta.
3. Line regulation is measured from high line to low line with full load.
4. Load regulation is measured from 10% to 100% full load.
5. Typical efficiency at 230vac and full load at 25°C.
6. T Version wafer with JST B3B-XH / B4B-XH and mate with JST housir XH series or equivalent.
7. PL(peak load function) lasting time <10 seconds with a maximum 10% duty cycle and must add external 33uF/400V capacitor to BC+ & BC-

## Mechanical Specification

All Dimensions In Inches[mm]  
 Tolerance Inches:x.xxx = ± 0.02  
 Millimeters: x.xx = ± 0.5



PIN CONNECTION	
PIN	Function
1	ACL
2	ACN
3	+Vout
4	-Vout
5	BC+ (Optional)
6	BC- (Optional)



PIN CONNECTION	
PIN	Function
1	ACL
2	ACN
3	+Vout
4	+Vout
5	-Vout
6	-Vout

PROUDLY DISTRIBUTED BY:



Power Sources Unlimited, Inc.  
 200 Stonewall Boulevard, Suite 4  
 Wrentham, MA 02093-2210  
 WWW.PSUI.COM

1-800-966-PSUI (7784)  
 Outside U.S. 508-384-1419  
 Fax: 508-384-1896  
 info@psui.com

**POWER  
WITHOUT  
LIMITS**

08/17/17